







LP Landscape Design

3220 Walnut Creek







Sod

 Zoysia Sod

Plant Material

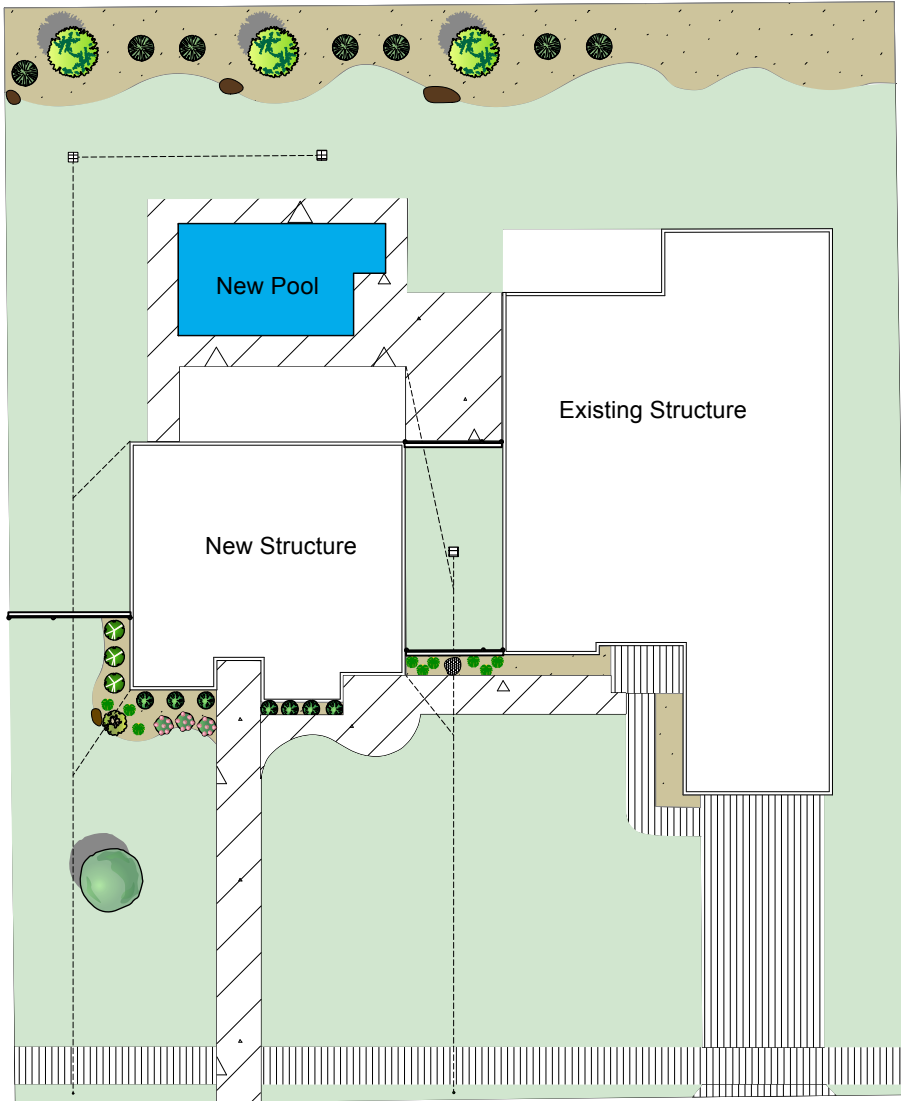
-  -65 gal Live Oak (1)
-  -30 gal Mexican Sycamore (3)
-  -30 gal Natchez Crape Myrtle (1)
-  -15 gal Sea Green Juniper (7)
-  -5 gal Drift Rose (3)
-  -5 gal Nandina (3)
-  -5 gal Iris (9)
-  -5 gal Dwarf Yaupon (7)

Materials

-  -18" Collection Drain (3)
-  -6" Underground Drain Lines
-  - Flagstone Stepping Stone
-  - Accent Boulder
-  - New Concrete
-  - Fence

Notes

-Lawn to be sloped towards drain boxes where applicable, otherwise slope to street.



Walnut Creek



Scale 1"=30'

Drawn by: Philip Anthony
 Phone: 979-412-4046
 2/02/2025